



























This is a service by the Basel Institute of Commons and Economics. Browse more rankings on:

<http://commons.ch/world-rankings/>

Top 100 languages by total number of native speakers in 2007



































rank	country	Number of speakers in millions	Share of world population	Country with most native speakers
1.	Mandarin Chinese	935	10.14%	 China
2.	Spanish	415	5.85%	 Mexico
3.	English	395	5.52%	 USA
4.	Hindi	310	4.46%	 India
5.	Arabic	295	3.24%	 Egypt
6.	Portuguese	215	3.08%	 Brasilien
7.	Bengali	205	3.05%	 Bangladesh
8.	Russian	160	2.42%	 Russia
9.	Japanese	125	1.92%	 Japan
10.	Punjabi	95	1.44%	 Pakistan
11.	German	92	1.39%	 Germany
12.	Javanese	82	1.25%	 Indonesia
13.	Wu Chinese	80	1.20%	 China
14.	Malay	77	1.16%	 Indonesia
15.	Telugu	76	1.15%	 India
16.	Vietnamese	76	1.14%	 Vietnam
17.	Korean	76	1.14%	 South Korea
18.	French	75	1.12%	 France
19.	Marathi	73	1.10%	 India
20.	Tamil	70	1.06%	 India
21.	Urdu	66	0.99%	 Pakistan
22.	Turkish	63	0.95%	 Turkey
23.	Italian	59	0.90%	 Italy
24.	Cantonese	59	0.89%	 China
25.	Thai	56	0.85%	 Thailand
26.	Gujarati	49	0.74%	 India
27.	Jin Chinese	48	0.72%	 China
28.	Min Nan Chinese	47	0.71%	 Taiwan
29.	Persian	45	0.68%	 Iran

You want to score on countries by yourself? You can score eight indicators in 41 languages on

<https://trustyourplace.com/>

This is a service by the Basel Institute of Commons and Economics. Browse more rankings on:

<http://commons.ch/world-rankings/>



































30.	Polish	40	0.61%	 Poland
31.	Pashto	39	0.58%	 Afghanistan
32.	Kannada	38	0.58%	 India
33.	Xiang Chinese	38	0.58%	 China
34.	Malayalam	38	0.57%	 India
35.	Sundanese	38	0.57%	 Indonesia
36.	Hausa	34	0.52%	 Nigeria
37.	Odia	33	0.50%	 India
38.	Burmese	33	0.50%	 Myanmar
39.	Hakka Chinese	31	0.46%	 China
40.	Ukrainian	30	0.46%	 Ukraine
41.	Bhojpuri	29	0.43%	 India
42.	Tagalog	28	0.42%	 Philippines
43.	Yoruba	28	0.42%	 Nigeria
44.	Maithili	27	0.41%	 India
45.	Uzbek	26	0.39%	 Uzbekistan
46.	Sindhi	26	0.39%	 Pakistan
47.	Amharic	25	0.37%	 Ethiopia
48.	Fulani	24	0.37%	 Nigeria
49.	Romanian	24	0.37%	 Romania
50.	Oromo	24	0.36%	 Ethiopia
51.	igbo	24	0.36%	 Nigeria
52.	Azeri	23	0.34%	 Azerbaijan
53.	Awadhi	22	0.33%	 India
54.	Gan Chinese	22	0.33%	 China
55.	Cebuano	21	0.32%	 Philippines
56.	Dutch	21	0.32%	 Netherlands
57.	Kurdish	21	0.31%	 Turkey
58.	Serbo-Croatian	19	0.28%	 Serbia
59.	Malagasy	18	0.28%	 Madagascar
60.	Saraiki	17	0.26%	 Pakistan
61.	Nepali	17	0.25%	 Nepal
62.	Singhalese	16	0.25%	 Sri Lanka
63.	Chittagonian	16	0.24%	 Bangladesh

You want to score on countries by yourself? You can score eight indicators in 41 languages on

<https://trustyourplace.com/>

This is a service by the Basel Institute of Commons and Economics. Browse more rankings on:

<http://commons.ch/world-rankings/>

64.	Zhuang	16	0.24%	 China
65.	Khmer	16	0.24%	 Cambodia
66.	Turkmen	16	0.24%	 Turkmenistan
67.	Assamese	15	0.23%	 India
68.	Madurese	15	0.23%	 Indonesia
69.	Somali	15	0.22%	 Somalia
70.	Marwari	14	0.21%	 India
71.	Magahi	14	0.21%	 India
72.	Haryanvi	14	0.21%	 India
73.	Hungarian	13	0.19%	 Hungary
74.	Chhattisgarhi	12	0.19%	 India
75.	Greek	12	0.18%	 Greece
76.	Chewa	12	0.17%	 Malawi
77.	Dekhini	11	0.17%	 India
78.	Akan	11	0.17%	 Ghana
79.	Kazakh	11	0.17%	 Kazakhstan
80.	Northern Min Chinese	10.9	0.16%	 China
81.	Sylheti	10.7	0.16%	 Bangladesh
82.	Zulu	10.4	0.16%	 South Africa
83.	Czech	10.0	0.15%	 Czech Republic
84.	Kinyarwanda	9.8	0.15%	 DR Congo
85.	Dhundhari	9.6	0.15%	 India
86.	Haitian Creole	9.6	0.15%	 Haiti
87.	Eastern Min Chinese	9.5	0.14%	 China
88.	Ilocano	9.1	0.14%	 Philippines
89.	quechua	8.9	0.13%	 Peru
90.	Kirundi	8.8	0.13%	 Burundi
91.	Swedish	8.7	0.13%	 Sweden
92.	Hmong	8.4	0.13%	 China
93.	Shona	8.3	0.13%	 Zimbabwe
94.	Uighur	8.2	0.12%	 China
95.	Hiligaynon	8.2	0.12%	 Philippines
96.	Mossi	7.6	0.11%	 Burkina Faso
96.	Xhosa	7.6	0.11%	 South Africa

You want to score on countries by yourself? You can score eight indicators in 41 languages on

<https://trustyourplace.com/>

This is a service by the Basel Institute of Commons and Economics. Browse more rankings on:

<http://commons.ch/world-rankings/>

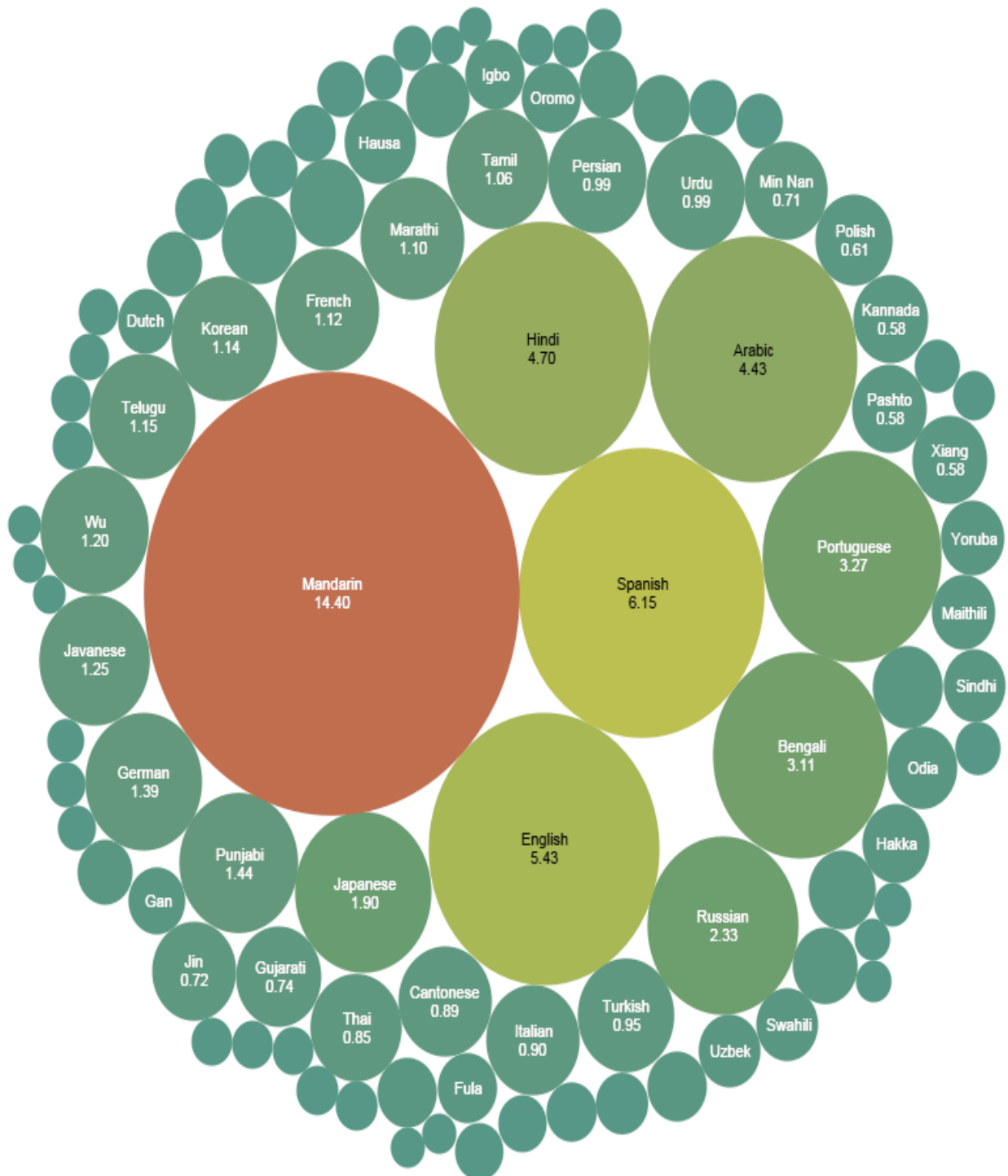
96.	Belorussian	7.6	0.11%	 belarus
96.	Baluchi	7.6	0.11%	 Pakistan
100.	Konkani	7.4	0.11%	 India

You want to score on countries by yourself? You can score eight indicators in 41 languages on

<https://trustyourplace.com/>

This is a service by the Basel Institute of Commons and Economics. Browse more rankings on:
<http://commons.ch/world-rankings/>

Languages of the world by percentage



You want to score on countries by yourself? You can score eight indicators in 41 languages on
<https://trustyourplace.com/>

This is a service by the Basel Institute of Commons and Economics. Browse more rankings on:

<http://commons.ch/world-rankings/>

**Estimate Top 25 languages after totale number of speakers (first and second speakers)
2015**

rank	language	First Speakers in Millions	Second Speakers in Millions	total
1.	English	400	705	1105
2.	Mandarin Chinese	900	190	1090
3.	Spanish	472	94	570
4.	Hindi	330	150	480
5.	Arabic	295	90	385
6.	Russian	150	110	260
7.	Bengali	240	19	259
8.	Portuguese	215	35	250
9.	Malay languages	80	170	250
10.	French	80	140	220
11.	German	95	100	195
12.	Urdu	68	94	162
13.	Punjabi	110	35	145
14.	Japanese	130	0.1	130
15.	Persian (Farsi)	65	50	115
16.	Swahili	10	82	92
17.	Tamil	80	12	92
18.	Vietnamese	90	?	90
19.	Italian	65	20	85
20.	Javanese	84	?	84
21.	Telugu	74	5	79
22.	Korean	77	0	77
23.	Wu Chinese	77	0	77
24.	Marathi	72	3	75
25.	Turkish	71	0.3	71

You want to score on countries by yourself? You can score eight indicators in 41 languages on

<https://trustyourplace.com/>

This is a service by the Basel Institute of Commons and Economics. Browse more rankings on:
<http://commons.ch/world-rankings/>

Countries on the number of Recognized languages (national and regional)

Rank	Country	Officially Recognized languages
1.	Mexico	69
2.	South Sudan	67
3.	China	52
4.	Bolivia	37
5.	Russia	35
6.	USA	25
7.	India	22
8.	Philippines	21
9.	Zimbabwe	16
10.	Ecuador	15

Languages by the number of countries in they have official national recognition

Rank	Language	Number of countries
1.	English	67
2.	French	29
3.	Arabic	28
4.	Spanish	20
5.	Portuguese	9
6.	German	6
7.	Russian	4
8.	Mandarin	3
9.	Italian	3
10.	Dutch	3

You want to score on countries by yourself? You can score eight indicators in 41 languages on
<https://trustyourplace.com/>

This is a service by the Basel Institute of Commons and Economics. Browse more rankings on:
<http://commons.ch/world-rankings/>

Different languages by the year of its first written testimony

year	language	language family
about 2690 BC.	Ancient Egyptian	Afro-Asiatic
2600 BC.	Sumerian	Afro-Asiatic
2400 BC.	Akkadian	Afro-Asiatic
about 2100 BC.	Hurrian	Hurro Urataic
2200 BC.	Elamite	Isolated
1700 BC.	Hititic	Indo European
1450 BC.	Ancient Greek	Indo European
1200 BC.	ancient Chinese	Sino Tibetan
1000 BC.	Phoenician	Afro-Asiatic
1000 BC.	Aramaic	Afro-Asiatic
900 BC.	Hebrew	Afro-Asiatic
840 BC.	Moabite	Afro-Asiatic
800 BC.	Old North Arabic	Afro-Asiatic
800 BC.	Old South Arabic	Afro-Asiatic
700 BC.	Etruscan	Unknown
700 BC.	Latin	Indo European
500 BC.	Old Persian	Indo European
500 BC.	Gallic	Indo European
200 BC.	Tamil	Dravidian
100 BC.	Celtic	Indo European
100 BC.	Parthian	Indo European
150	Bactrian	Indo European
150	Sanskrit	Indo European
300	Maya	Maya
328	Modern Standard Arabic	Afro-Asiatic
400	Gothic	Indo European
450	Kannada	Dravidian
500	Armenian	Indo European
500	Dutch	Indo European
about 575	Telugu	Dravidian
591	Korean	Korean
600	Tocharian	Indo European
611	khmer	Austro Asian
650	Altdeutsch	Indo European
650	Tibetan	Sino Tibetan
683	Malay	Austronesian
700	Old English	Indo European
700	Japanese	Japanese

You want to score on countries by yourself? You can score eight indicators in 41 languages on
<https://trustyourplace.com/>

This is a service by the Basel Institute of Commons and Economics. Browse more rankings on:

<http://commons.ch/world-rankings/>

700	friesian	Indo European
732	Old Turkish	Turkish
750	Old Irish	Indo European
750	modern Persian	Indo European
769	Hindi	Indo European
800	Breton	Indo European
800	Norse	Indo European
804	Javanese	Austronesian
842	Old French	Indo European
862	Old Slavonic	Indo European
882	Balinese	Austronesian
900	Malayalam	Dravidian
900	Italian	Indo European
900	Welsh	Indo European
1000	Basque	Basque
1000	Spanish	Indo European
1000	Altussisch	Indo European
1000	Catalan	Indo European
1050	high German	Indo European
1066	modern English	Indo European
1100	Swedish	Indo European
1100	Danish	Indo European
1113	Burmese	Sino Tibetan
1175	Portuguese	Indo European
1192	Hungarian	Uralic
1200	Finnish	Uralic
1200	Serbian	Indo European
1200	Czech	Indo European
1224	Mongolian	Mongolian
1270	Polish	Indo European
1272	Yiddish	Indo European
1292	Thai	Tai Kardai
1300	Punjabi	Indo European
1350	Modern Turkish and Azeri	Turkish
1450	Vietnamese	Austro Asian
1462	Albanian	Indo European
1503	Lithuanian	Indo European
1521	Romanian	Indo European
1591	Ukrainian	Indo European
1593	Tagalog	Austronesian
1651	Pashto	Indo European
1728	Swahili	Niger-Congo
1820	maori	Austronesian

You want to score on countries by yourself? You can score eight indicators in 41 languages on

<https://trustyourplace.com/>

This is a service by the Basel Institute of Commons and Economics. Browse more rankings on:

<http://commons.ch/world-rankings/>

1823	xhosa	Niger-Congo
1837	Zulu	Niger-Congo
1893	Oromo	Afro-Asiatic

You want to score on countries by yourself? You can score eight indicators in 41 languages on

<https://trustyourplace.com/>